


Decision fatigue in prostate-specific antigen testing



PRESENTER:
Trevor C. Hunt

Jacob P. Ambrose, Benjamin Haaland,
Heidi A. Hanson, Brock O'Neil

AIM Determine whether low-value PSA testing patterns by outpatient clinicians are consistent with decision fatigue

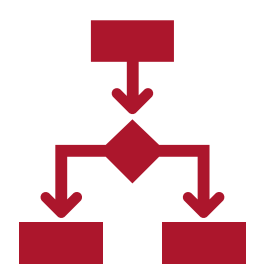
METHODS



1.66M outpatient appointments in a large academic health system



Men without prostate cancer seen from July 2011 – June 2018

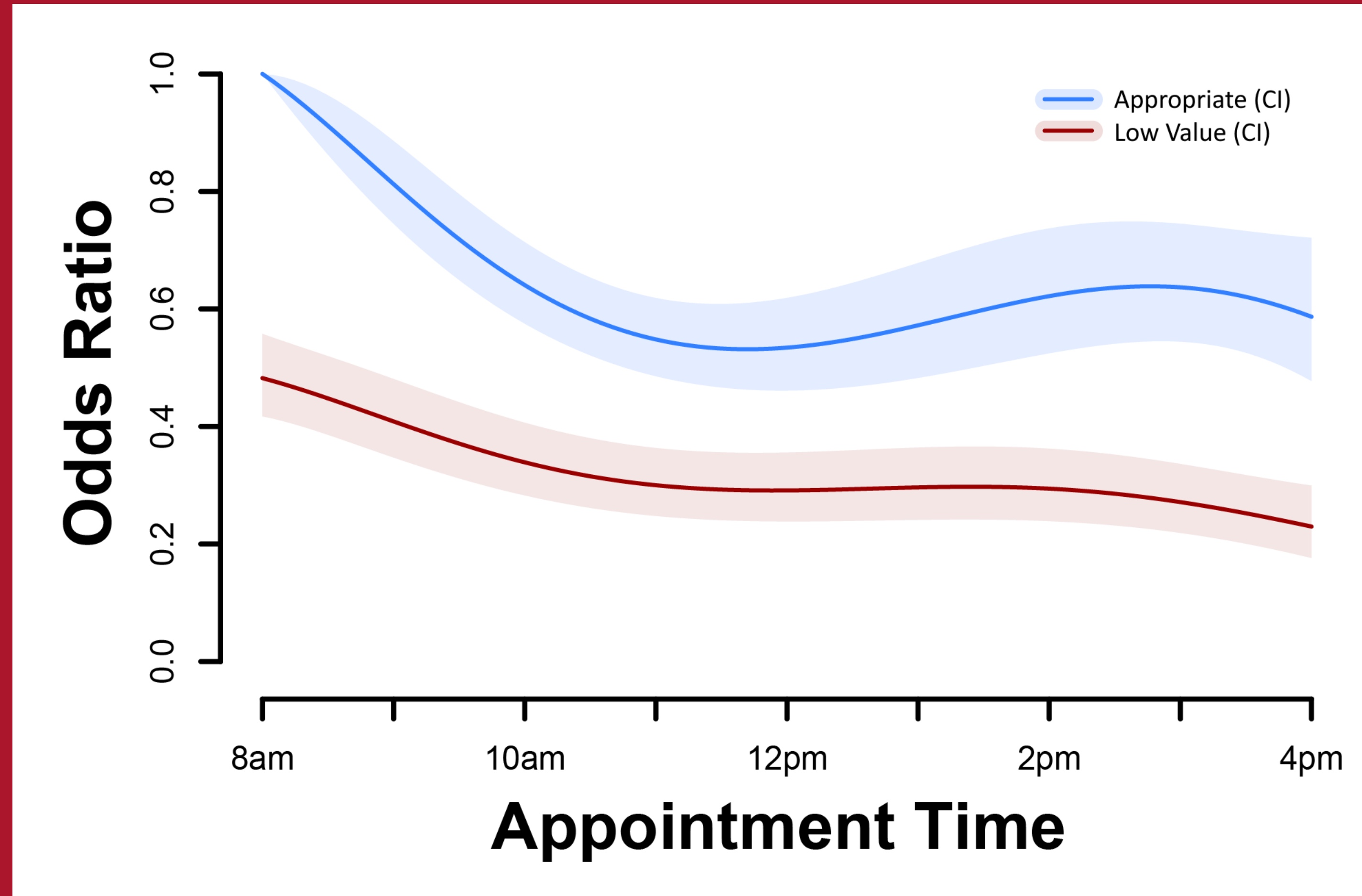


Encounters stratified by clinical guidelines, whether PSA test would be appropriate or low-value



Primary endpoint was whether or not a PSA test was ordered

PSA testing patterns among most clinicians appear to be consistent with **decision fatigue**



*Urologists omitted



Abstract



@TrevorHunt_ECU

@Hahanson11

@OncONeil



Poster

Figure 1 PSA Heatmap

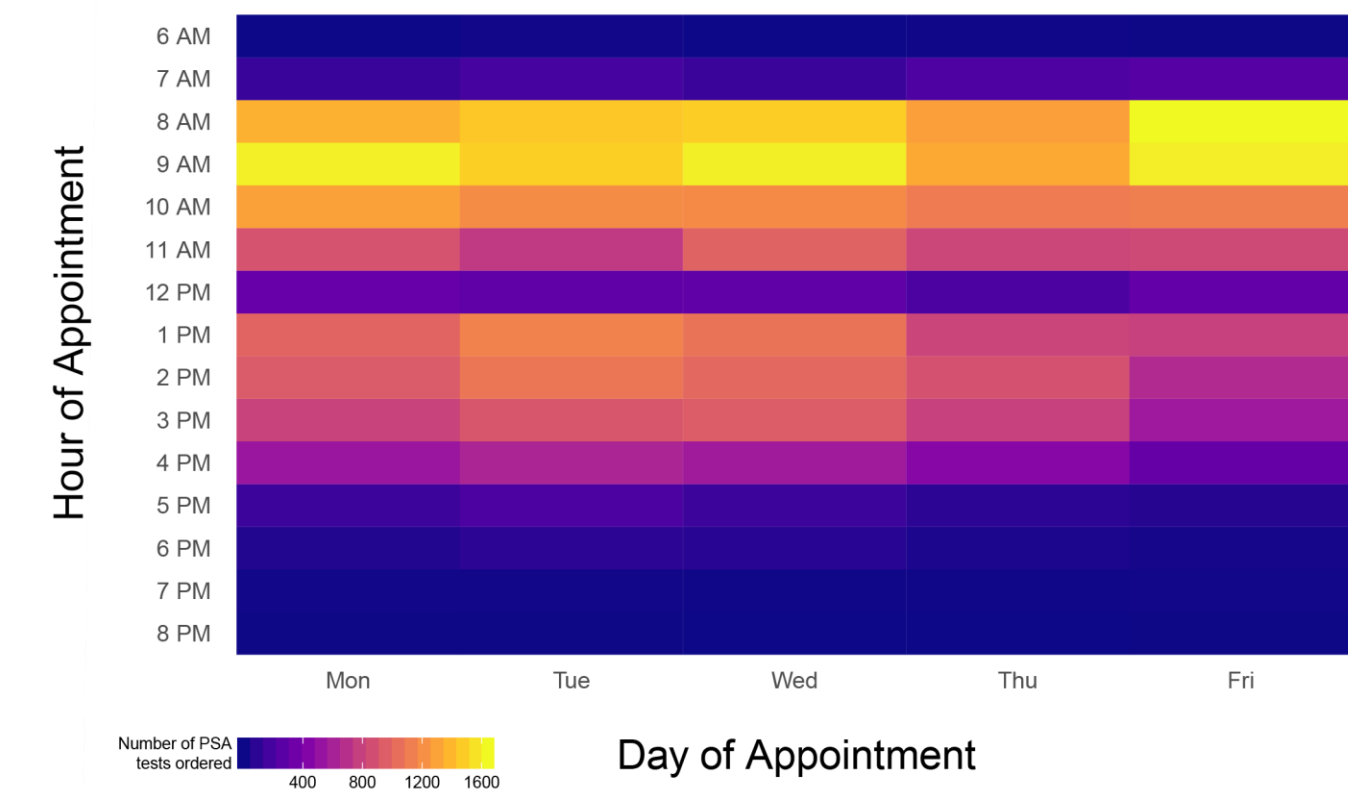


Table 1 Study Population

Patient Characteristic	Appropriateness of PSA Testing, No. (%)		
	All Appointments (n = 1664816)	Low Value (n = 1053056)	Appropriate (n = 611760)
Age, median (IQR), y	53 (37-66)	42 (31-67)	58 (52-65)
Race/Ethnicity			
White non-Hispanic	1323930 (79.5)	824544 (78.3)	499386 (47.4)
Black non-Hispanic	32647 (2.0)	22828 (2.2)	9819 (0.9)
Asian	37930 (2.3)	25806 (2.5)	12124 (1.2)
Hispanic	147472 (8.9)	102317 (9.7)	45155 (4.3)
Other	71889 (4.3)	46059 (4.4)	25830 (2.5)
Missing	50948 (3.1)	31502 (3.0)	19446 (1.8)
Charlson comorbidity index			
0	756121 (45.4)	429335 (40.8)	326786 (31)
1	272177 (16.3)	113613 (10.8)	158564 (15.1)
2	171481 (10.3)	81903 (7.8)	89578 (8.5)
≥3	465037 (27.9)	428205 (40.7)	36832 (3.5)
Family History of PCa			
No	1524207 (91.6)	970431 (92.2)	553776 (52.6)
Yes	140609 (8.4)	82625 (7.8)	57984 (5.5)
Prior PSA Level (ng/mL)			
0-1	155496 (9.3)	83210 (7.9)	72286 (6.9)
1-2	76936 (4.6)	39532 (3.8)	37404 (3.6)
2-3	33450 (2.0)	18505 (1.8)	14945 (1.4)
3-6	33463 (2.0)	19693 (1.9)	13770 (1.3)
≥6	12823 (0.8)	7780 (0.7)	5043 (0.5)
No Prior Test	1352648 (81.2)	884336 (84.0)	468312 (44.5)
Appointment Characteristic			
Clinician Specialty			
Urology	30166 (1.8)	18974 (1.8)	11192 (1.1)
Non-urology	1235871 (74.2)	786090 (74.6)	449781 (73.5)
Other	187384 (11.3)	120143 (11.4)	67241 (6.4)
Missing	211395 (12.7)	127849 (12.1)	83546 (7.9)
Appointment Type			
New	451797 (27.1)	276697 (26.3)	175100 (16.6)
Return	1091403 (65.6)	697387 (66.2)	394016 (37.4)
Procedure	39745 (2.4)	24285 (2.3)	15460 (1.5)
Urgent	45881 (2.8)	30870 (2.9)	15011 (1.4)
Other	34928 (2.1)	23212 (2.2)	11716 (1.1)
Missing	1062 (0.1)	605 (0.1)	457 (0.1)
Scheduled Duration, min			
≤15	546952 (32.9)	327586 (31.1)	219366 (20.8)
16-30	774331 (46.5)	507287 (48.2)	267044 (25.4)
>30	343533 (20.6)	218183 (20.7)	125350 (11.9)



HEALTH
UNIVERSITY OF UTAH
Division of Urology